






Handprint Art

Creative kids will be delighted and inspired by this series, which encourages children to use their hands and everyday materials to create colorful images of people, animals, and things around them. Step-by-step instructions accompany vibrant examples of the art projects to help guide young readers through their artistic creations.

Specifications:

Reading Level: Grades K-2
Interest Level: Grades K-3
32 pages, 8 x 10", full color

\$20.70 RLB
\$8.95 PAP



Handprint Animals by Henu Mehtani

From penguins and polar bears in their icy homes to monkeys and big cats in the jungle, readers will learn how to create all kinds of animals using their own handprints. Clear instructions and engaging images help readers let their creativity shine using accessible materials and their own imaginations!

ISBN 978-0-7787-3108-5 RLB ISBN 978-0-7787-3112-2 PAP

Handprint Garden by Henu Mehtani

This unique book guides readers to create beautiful artwork inspired by the plants, flowers, and other living things found in gardens. Colorful images with step-by-step instructions help readers create designs based on their own handprints.

ISBN 978-0-7787-3110-8 RLB ISBN 978-0-7787-3123-8 PAP

Handprint People by Henu Mehtani

In this fun book, readers use their own handprints to create unique artwork of people in the world around them. Engaging and colorful images and easy-to-follow instructions combine with accessible materials to show kids how to create workers in their community, funny characters, and friends and family.

ISBN 978-0-7787-3111-5 RLB ISBN 978-0-7787-3124-5 PAP

Handprint Transportation by Henu Mehtani

Children can create fun artwork of planes, trains, and other types of transportation with this brightly colored book. Using their own handprints and easy-to-find materials, readers can follow clear instructions to create the art they see in the book or be inspired to come up with their own transportation images.

ISBN 978-0-7787-3109-2 RLB ISBN 978-0-7787-3122-1 PAP

- Supports arts education initiatives with highly engaging projects that utilize different visual art materials, shapes, colors, and techniques.
- High-interest text with procedural instructions encourages student-centered and self-directed learning.

From Handprint Animals

Kingfisher

What to do

- Paint your left hand blue and pink as shown on this kingfisher.
- Print your hand on the paper with closed fingers.
- To make the face, paint your thumb blue and pink as shown on this kingfisher. Print your thumb.
- With a thin brush paint the beak, crest, and feet.

• paint on googly eyes.



Walrus

What to do

- Paint your left hand brown and print your hand on the paper with your thumb stretched out.
- Print your full thumb to make the second front flipper.
- Use different shades of brown to make the muzzle and the mouth.
- Using a fine brush, paint the nose, whiskers, eyebrows, and tusks.

• paint on googly eyes.

